

Quote Loader Extension, Moneydance 2019 Handling Cryptocurrencies and Market Indices v4.0

(Ref PDF "Quote Loader Extension by Mike Bray")

At your own risk.

Always do a FILE- EXPORT BACKUP before following the procedures below.

OVERVIEW

Cryptocurrencies

Moneydance is designed to handle normal currencies exchange rates but can also handle Cryptocurrencies. Quote Loader can download Cryptocurrencies in a form that can be imported into Moneydance.

The process is outlined below, see [here](#).

Exchange Rates	1/x
Bitcoin	0.000157
Ethereum	0.00193
Euro	1.13335
Ripple	1.935381
US Dollar	1.354224

The 1/X inverts the listed values.

In the screen shot the setting is such that one unit of the Moneydances Base Currency = X units in the denomination displayed. The inverse would give one unit of the denomination displayed = X units in the Base Currency.

Moneydance does not indicate the selection 1/X is making.

Market Indices

Moneydance isn't designed to track Market Indices, such as the Dow Jones Industrial Average, FTSE 100 or Canadian S&P/TSX. However, it is possible to use the Quote Loader to obtain data and import that data into Moneydance and display this data thus. See [here](#)

Stock Prices	
.Dow Jones Index	USD: 25,952.68
.FT100	GBP: 7,502.36
.German Se Xetra Dax Index	EUR: 12,294.65
.S&P Aust Index Asx 200 Index	AUD: 6,293.10



Contents


OVERVIEW	1
Cryptocurrencies	1
Market Indices.....	1
CRYPTOCURRENCIES.....	3
Cryptocurrencies in Moneydance as a Currency.	3
Obtaining a Cryptocurrency Exchange Rate.....	3
Cryptocurrencies in Moneydance as an investment.....	4
Adding an Investment Account called Cryptocurrency.....	4
Obtain\Save Cryptocurrency Investments with a Base Currency of USD GBP CAD EUR	4
Obtain\Save Cryptocurrency Investments with a Base Currency other than USD GBP CAD EUR.....	5
Cryptocurrency Table with hyperlinks	5
MARKET INDICES.....	6
Setting up Market Indices in Moneydance.	6
Adding a Investment called Market Indices.....	6
Creating a Market Index.....	6
Obtaining and Saving Market Indices.	6
Moneydance Summary Page	7
Market Index Graph	7
Market Index Symbol Table with hyperlinks.....	8
Retrieving historical data.....	8

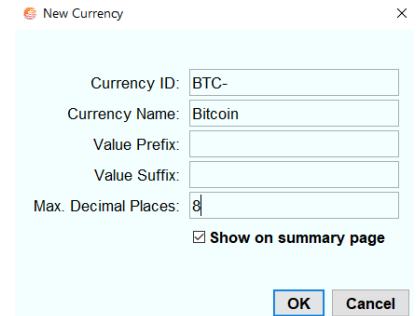
Note: If you are running a VPN this may slow down Quote Loader, some quotes may be missed or the retrieval of data may fail. If the issue persists try turning off your VPN.

CRYPTOCURRENCIES

Yahoo only support cryptocurrency exchange rate related to USD, GBP, CAD and EURO. Thus, unfortunately if your Base currency is not one of the above cryptocurrency exchange rates cannot be returned.

Cryptocurrencies in Moneydance as a Currency.

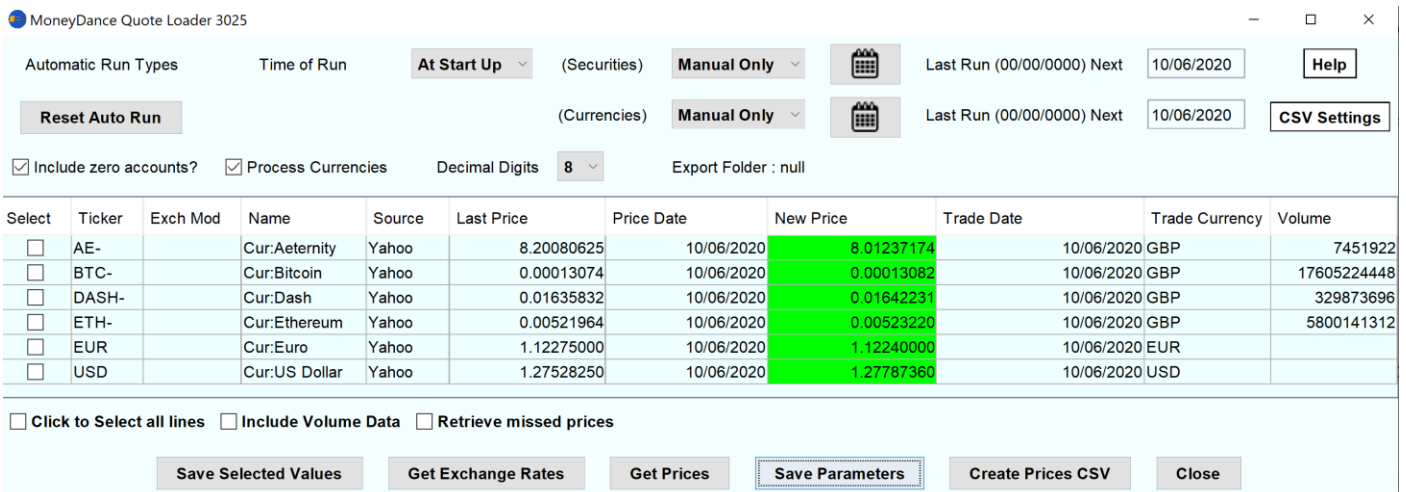
In the example the cryptocurrency Bitcoin is added. TOOLS – CURRENCIES then click “+” and fill in window thus.  Note the Symbol for the cryptocurrency must match the characters of the symbol given in the table [here](#) up to the and including “-“



Example for Ethereum use ETH- and for DigitalCash use DASH- Click OK.

Obtaining a Cryptocurrency Exchange Rate

Under extension run Quote Loader and tick “Process Currencies” box For a cryptocurrency to be listed under “Ticker” Symbols it must be selected in Moneydance to “Show on summary page” under TOOLS – CURRENCIES select currency - EDIT.



Select	Ticker	Exch Mod	Name	Source	Last Price	Price Date	New Price	Trade Date	Trade Currency	Volume
<input type="checkbox"/>	AE-		Cur:Aeternity	Yahoo	8.20080625	10/06/2020	8.01237174	10/06/2020	GBP	7451922
<input type="checkbox"/>	BTC-		Cur:Bitcoin	Yahoo	0.00013074	10/06/2020	0.00013082	10/06/2020	GBP	1760522448
<input type="checkbox"/>	DASH-		Cur:Dash	Yahoo	0.01635832	10/06/2020	0.01642231	10/06/2020	GBP	329873696
<input type="checkbox"/>	ETH-		Cur:Ethereum	Yahoo	0.00521964	10/06/2020	0.00523220	10/06/2020	GBP	5800141312
<input type="checkbox"/>	EUR		Cur:Euro	Yahoo	1.12275000	10/06/2020	1.12240000	10/06/2020	EUR	
<input type="checkbox"/>	USD		Cur:US Dollar	Yahoo	1.27528250	10/06/2020	1.27787360	10/06/2020	USD	

Run Quote Loader Under Extensions. Tick Process Currency box. Set Decimal Digits as required. Do not select a Stock Exchange under Exch Mod. Select Yahoo as the source and click “Get Exchange Rates”. The returned value gives the exchange rate of one GBP = X Bitcoins in the example one GBP = 0.0019654 Bitcoins. Select the quote to be saved and click Save Selected Values.

Cryptocurrencies in Moneydance as an investment

To track a cryptocurrency as an investment the cryptocurrency must be set up as a security.

In the example the Moneydance Base Currency is GBP.

Cryptocurrency Bitcoin is added as a security.

TOOLS – SECURITIES then click “+” and fill in window thus.

Note the Symbol for the security must match the characters of the symbol given in the cryptocurrency table [here](#)

If the Base Currency is not USD, GBP, CAD or EUR use symbol ending in USD and click TOOLS – SECURITIES – “Cryptocurrency investment” e.g. “Bitcoin” and change currency to US Dollar. Ensure the exchange rate USD is listed on the summary page. Tick “Show on summary page” under TOOLS – CURRENCIES -US Dollar - EDIT.

Click OK.

New Security

Security ID: BTC-GBP

Security Name: Bitcoin

Ticker Symbol: BTC-GBP

Price: 1

Value Prefix:

Value Suffix:

Max. Decimal Places: 8

Show on summary page

OK Cancel

Adding an Investment Account called Cryptocurrency.

Create new investment account – “Cryptocurrency” in the normal way.

1. Click on another account in the side bar then back to Cryptocurrency. Buy the security in the normal way by: -

First Security click Yes, next time ACTIONS – ADD SECURITY.

2. Fill in the window thus

Account Info: Cryptocurrency

Account: British Pound

Security: Bitcoin New Security

Broker:

Phone Number:

Cost Basis: Avg. Cost Lot Matching

Type: Other

Subtype: Cryptocurrency Edit

Comments:

OK Cancel

3. In this example Bitcoin investment is tracked. 0.01 Shares at a Price of £6318 will be purchased equal to an Amount of £113.65.

ACTION – NEW TRANSACTION and fill in transaction line thus.

Portfolio View		Register	Bank Register	Securities Detail	Actions			
All	Unconfirmed	Uncleared	30 Days	60 Days	This Month	This Year	New Transaction	
Date	Action	Description	C	Security	Transfer	Shares	Amount	Cash Balance
Tax Date	Cheque#	Memo		Category	Fee Categor	Price	Fee	
01/07/2018	Buy			Bitcoin		0.01	63.18	-63.18
						6318		

The Security Detail window will then look like this.

Securities Detail

✓ Bitcoin

Shares: 0.01

Price: 6318 GBP

Current Value: 63.18

Cost Basis: 63.18

Cost/Share: 6,318.00

% Change: 0

4. Repeat steps 1 to 4 for each Cryptocurrency Security you wish to add.

Obtain\Save Cryptocurrency Investments with a Base Currency of USD GBP CAD EUR

Under extension run Quote Loader.

Do not select a Stock Exchange under Exch Mod. Select Yahoo as the source to obtain the Bitcoin investment quote and click “Get Prices”

The returned value has the exchange rate of one Bitcoins =X GBP in the example 1 Bitcoin =7645.9165GBP Select the quote to be saved and click Save Selected Values.

If you wish to retrieve data since the last data stored in a Currency/Security History window tick “Retrieve missed Prices” box. Active only when source is Yahoo HD. **Important** see [here](#).

MoneyDance Quote Loader 3025

Automatic Run Types: At Start Up (Securities) Manual Only

Reset Auto Run

Include zero accounts? Process Currencies Decimal Digits: 4 Export Folder: null

Select	Ticker	Exch Mod	Name	Source	Last Price	Price Date	New Price	Trade Date	Trade Currency	Volume
<input type="checkbox"/>	BTC-GBP		Bitcoin	Yahoo	£7,858.7227	30/05/2020	7,645.9165	10/06/2020	GBP	17553967104

Click to Select all lines Include Volume Data Retrieve missed prices

Save Selected Values Get Exchange Rates Get Prices Save Parameters Create Prices CSV Close

Obtain\Save Cryptocurrency Investments with a Base Currency other than USD GBP CAD EUR

In the following procedure check the results to see if the Trade Date for any of the Cryptocurrency quotes are older than the Trade Date for the USD exchange rate. If yes, double click on the exchange rate Trade Date to enter the edit mode. Edit the Trade Date to equal the oldest Cryptocurrency Trade Date. Note: Clicking again in the edit mode will open a calendar. If you wish to remove the small conversion error that could exist you can edit the New Price exchange rate using one obtained on the web for that Trade Date. Run the Quote Loader under EXTENSIONS.

- a. Tick Process Currency box and select Yahoo as the source.
- b. Click "Get Prices" button. When process is complete click OK.
- c. Tick the box for the USD exchange rate.
- d. Click "Save selected values" button, click OK.
- e. Click "Get Prices" button. When process is complete click OK.
- f. Tick Select All box or individual tick boxes to select the values to be saved. Including the USD exchange rates.
- g. Click "Save selected values" button.

Cryptocurrency Table with hyperlinks

Bitcoin	BTC-USD	BTC-GBP	BTC-CAD	BTC-EUR
Ethereum	ETH-USD	ETH-GBP	ETH-CAD	ETH-EUR
Ripple	XRP-USD	XRP-GBP	XRP-CAD	XRP-EUR
Bitcoin Cash BCC	BCH-USD	BCH-GBP	BCH-CAD	BCH-EUR
EOS	EOS-USD	EOS-GBP	EOS-CAD	EOS-EUR
Litecoin	LTC-USD	LTC-GBP	LTC-CAD	LTC-EUR
Tronix	TRX-USD	TRX-GBP	TRX-CAD	TRX-EUR
Cardano	ADA-USD	ADA-GBP	ADA-CAD	ADA-EUR
Stellar	XLM-USD	XLM-GBP	XLM-CAD	XLM-EUR
IOTA	IOT-USD	IOT-GBP	IOT-CAD	IOT-EUR
Vechain	VEN-USD	VEN-GBP	VEN-CAD	VEN-EUR
NEO	NEO-USD	NEO-GBP	NEO-CAD	NEO-EUR
Monero	XMR-USD	XMR-GBP	XMR-CAD	XMR-EUR
DigitalCash	DASH-USD	DASH-GBP	DASH-CAD	DASH-EUR
NEM	XEM-USD	XEM-GBP	XEM-CAD	XEM-EUR
Binance Coin	BNB-USD	BNB-GBP	BNB-CAD	BNB-EUR
Tether	USDT-USD	USDT-GBP	USDT-CAD	USDT-EUR
Ethereum Classic	ETC-USD	ETC-GBP	ETC-CAD	ETC-EUR
ByteCoin	BCN-USD	BCN-GBP	BCN-CAD	BCN-EUR
0x	ZRX-USD	ZRX-GBP	ZRX-CAD	ZRX-EUR
QTUM	QTUM-USD	QTUM-GBP	QTUM-CAD	QTUM-EUR
ICON Project	ICX-USD	ICX-GBP	ICX-CAD	ICX-EUR
Lisk	LSK-USD	LSK-GBP	LSK-CAD	LSK-EUR
Aeternity	AE-USD	AE-GBP	AE-CAD	AE-EUR
Bitcoin Gold	BTG-USD	BTG-GBP	BTG-CAD	BTG-EUR

MARKET INDICES

A market index oversimplified is a calculation based on the value of securities traded on an exchange. For this reason, organisations like Yahoo and FT assign a currency to the index value.

Setting up Market Indices in Moneydance.

Adding an Investment called Market Indices.

Create new investment account – “Market Indices” in the normal way. ACCOUNT – NEW ACCOUNT – INVESTMENT – NEXT and enter the “Account Name” as “Market Indices”. Tick the box “Inactive”. Click OK.

Creating a Market Index.

In this example the “Dow Jones Industrial Average” will be created.

1. Create new security, -
“.Dow Jones Industrial Average” in the normal way.
TOOLS – SECURITIES – “+”. Fill in the window thus.

Then OK. Close window.

2. TOOLS – SECURITIES – “.Dow Jones Industrial Average” Change currency to currency of the index-
See [here](#) for correct currency to use, close windows.

3. Add security to investment account in the normal way.
Side bar highlight “Market Indices. First Security click Yes, next time – ACTIONS - ADD SECURITY.
Fill in window thus.

Then OK

4. Click on another account in the sidebar then back to Market Indices. Buy the security in the normal way by
ACTIONS – NEW TRANSACTION and fill in transaction line thus.

25/05/2018	Buy		.Dow Jones Industrial Average		1	1.00	-1.00
------------	-----	--	-------------------------------	--	---	------	-------

5. Repeat steps 1 to 5 for each Market Index you wish to add.
6. Highlight the “Market Indices” account in the side bar and click ACCOUNT – EDIT and enter a initial balance equal to the number of Market Indices created.

Obtaining and Saving Market Indices.

Under extension run Quote Loader. Do not select a Stock Exchange under Exch Mod. Select a source to obtain the Market Index and click “Get Prices”.

Select	Ticker	Exch Mod	Name	Source	Last Price	Price Date	New Price	Trade Date	Trade Currency	Volume
<input type="checkbox"/>	FTSA:FSI		.FTSE 100	FT	£3,537.2700	10/06/2020	3,537.2700	10/06/2020	GBP	92930000
<input type="checkbox"/>	^DJI		.Dow Jones Industrial Average	Yahoo HD	\$26,998.1191	10/06/2020	26,998.1191	10/06/2020++	USD	101467851

Select the quote to be saved and click Save Selected Values.

Note: Source Yahoo HD supports historical data on Market Indices other than those highlighted in yellow, see [here](#).

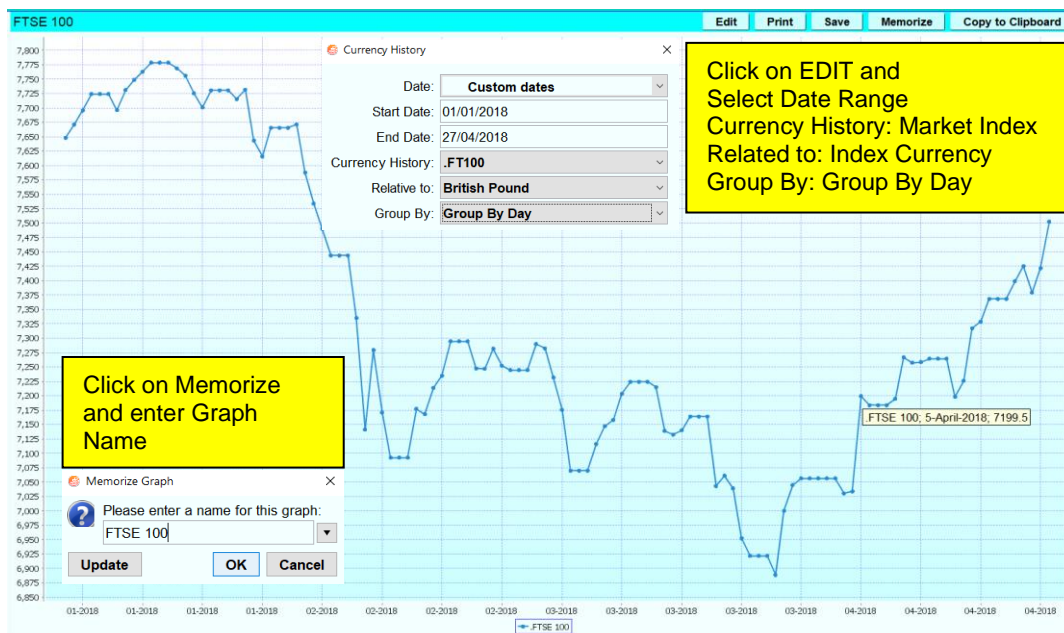
Moneydance Summary Page

Provided that under FILE – PREFERENCES – SUMMARY PAGE “Stock Prices” have been selected to be display then the Market Indices will appear at the top of the “Stock Price” list.

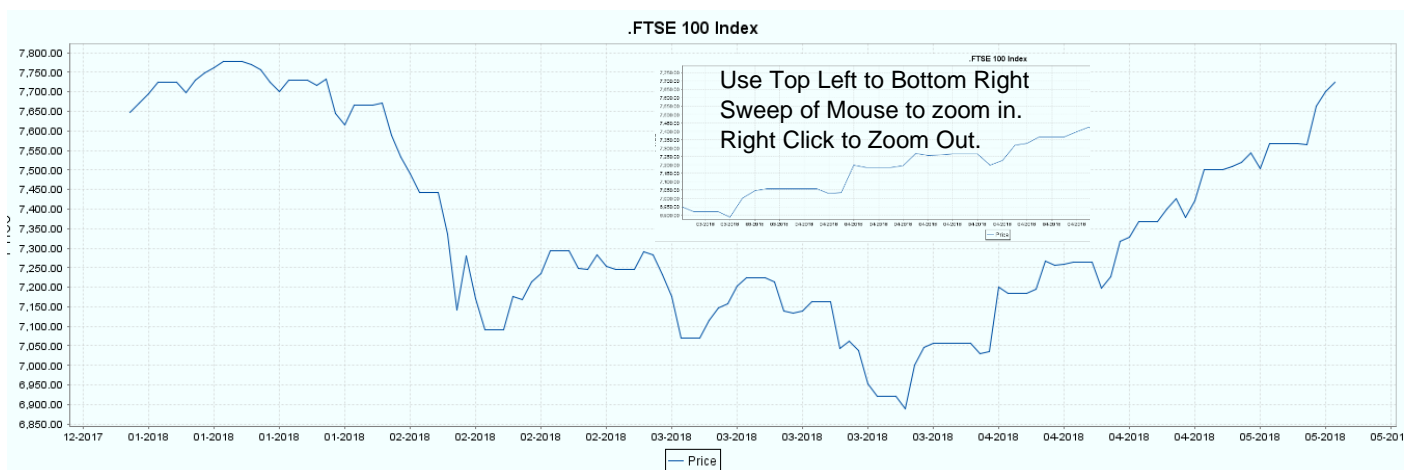
<u>Stock Prices</u>	
.Dow Jones Index	USD: 25,952.68
.FT100	GBP: 7,502.36
.German Se Xetra Dax Index	EUR: 12,294.65
.S&P Aust Index Asx 200 Index	AUD: 6,293.10

Market Index Graph

The Graphs “Currency History” can be used to show Market Index changes over time.



The Graph from Side Bar- Investment – Market Indices – Securities Details – FTSE 100 Index



Market Index Symbol Table with hyperlinks.

FT SYMBOL	FT DESCRIPTION	YAHOO SYMBOL	YAHOO DESCRIPTION	CURRENCY
N100:PAR	Euronext 100 Idx	^N100	Euronext 100	EUR
INX:IOM	S&P 500 Index	^GSPC	S&P 500	USD
SHI:SHH	Shanghai Se Composite Index	000001.SS	Sse Composite Index	CNY
FTAL:FSI	Ftse All Share Index	^FTAS	Uk Ftse All Share	GBP
FTSA:FSI	Ftse 350 Act Index	^FTLC	Ftse 350	GBP
CAC:PAR	Cac 40 Index	^FCHI	Cac 40	EUR
XJO:ASX	S&P Aust Index Asx 200 Index	^AXJO	S&P/Asx 200	AUD
PAX:PAR	Cac All Share Index	PAX.PA	Cac All Shares	EUR
COMP:NAS	Nasdaq Nms Composite Index	^IXIC	Nasdaq Composite	USD
FTSE:FSI	Ftse 100 Index	^FTSE	Ftse 100	GBP
DAXX:GER	German Se Xetra Dax Index	^GDAXI	Dax Performance-Index	EUR
TSEA:TOR	S&P/Tsx Comps Index	^GSPTSE	S&P/TSX Composite Index	CAD
FTSM:FSI	Ftse 250 Mid Index	^FTMC	Ftse 250	GBP
n225:NIK	Nikkei 225 Tokyo	^N225	Nikkei 225	JPY
DJI:DJI	Dow Jones Industrial Average	^DJI	Dow Jones Industrial Average	USD
HSI:HKG	Hang Seng	^HSI	Hang Seng Index	HKD
IPC:MEX	Se Ipc Index	^MXX	Ipc Mexico	MXN

Indices highlighted in yellow are not supported by Yahoo HD.

The above table represents a cross section of market indices across the world.

Reference the following two web sites to obtain further Market Indices.

Yahoo <https://uk.finance.yahoo.com/world-indices>

FT

<https://markets.ft.com/data/world>

Retrieving historical data

The purpose of this feature is to retrieve data going back to the last date entry in a Currency/Security History window. For example, if you last ran Quote Loader on 27th May and you are now running on 2nd June Quote Loader will load the prices for 28th May, 29th May, 30th May, 31st May, 1st June & 2nd June, if they are available. It will not fill in any gaps before 27th May. Does not overwrite your existing history. The source Yahoo HD (Historical Data) can retrieve data related to Cryptocurrency Investments and market Indices, other than those highlighted in yellow, see [here](#), going back about 2 years, if available. “++” after the Trade Date denotes history has been retrieved. Quote Loader cannot retrieve historical data for Cryptocurrencies.

HAVE FUN *Derek Kent*